

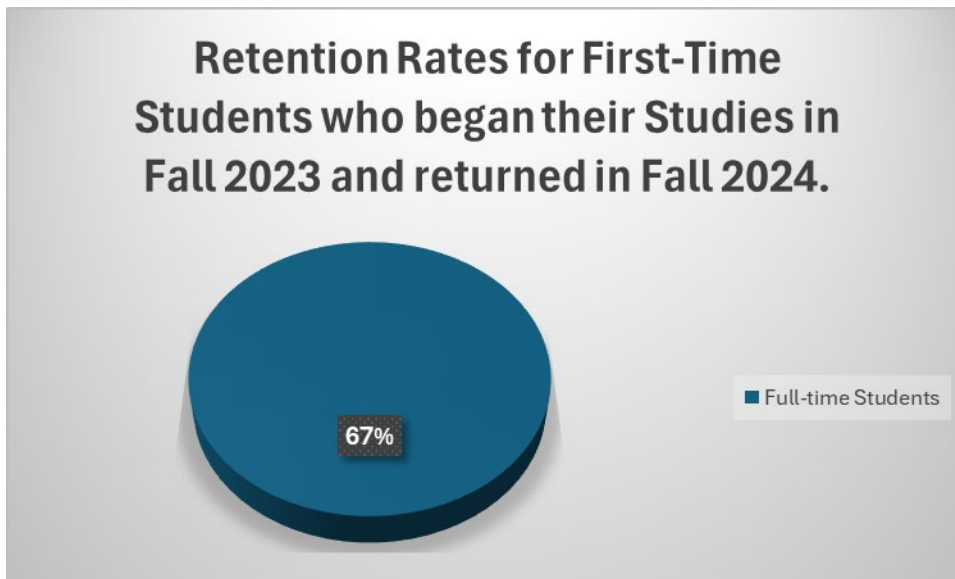
Student-Right to Know Act

According to regulations published by the Department of Education based on the Student Right-to-Know Act, the Student Right-to-Know (SRTK) Graduation Rate is described as follows:

It is based upon students who entered as full-time, first-time freshmen and graduated within 150% of the length of their program. For example, associate degree-seeking freshmen, this 150% measure describes students graduating from a two-year program within three years.

These rates are the graduation/completion data from Spartan College of Aeronautics and Technology – Riverside, California:

Retention Rates for First Time Students



Overall Graduation and Transfer-Out Rate

The overall graduation rate, also known as the 'Student Right to Know' or IPEDS graduation rate, tracks the progress of students who began their studies as full-time, first-time degree- or certificate-seeking students to see if they complete a degree or other award such as a certificate within 150% of 'normal time' for completing the program.

Some institutions also report a transfer-out rate, which is the percentage of the full-time, first-time students who transferred to another institution without completing at the current institution.

Overall Graduation and Transfer-Out Rates for Students who Began Their Studies in 2021-22



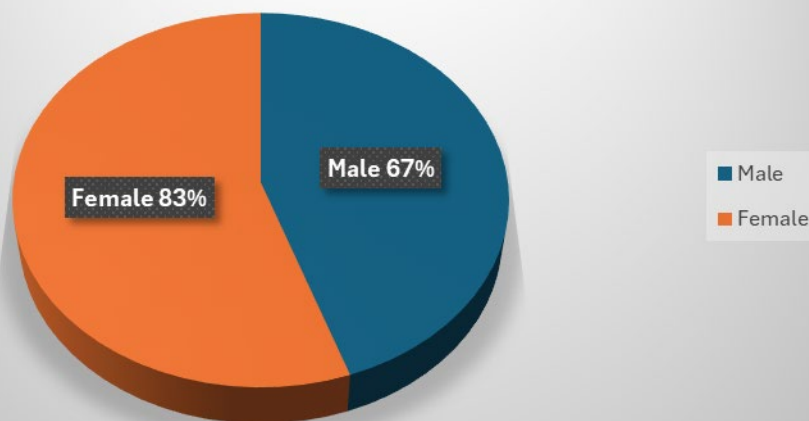
Note: Not all students are tracked for these rates. Students who previously attended another institution or who started part-time are not included.

This is the percentage of full-time, first-time students who graduated or transferred out within 150% of 'normal time' to complete their program.

Overall Graduation Rate by Gender

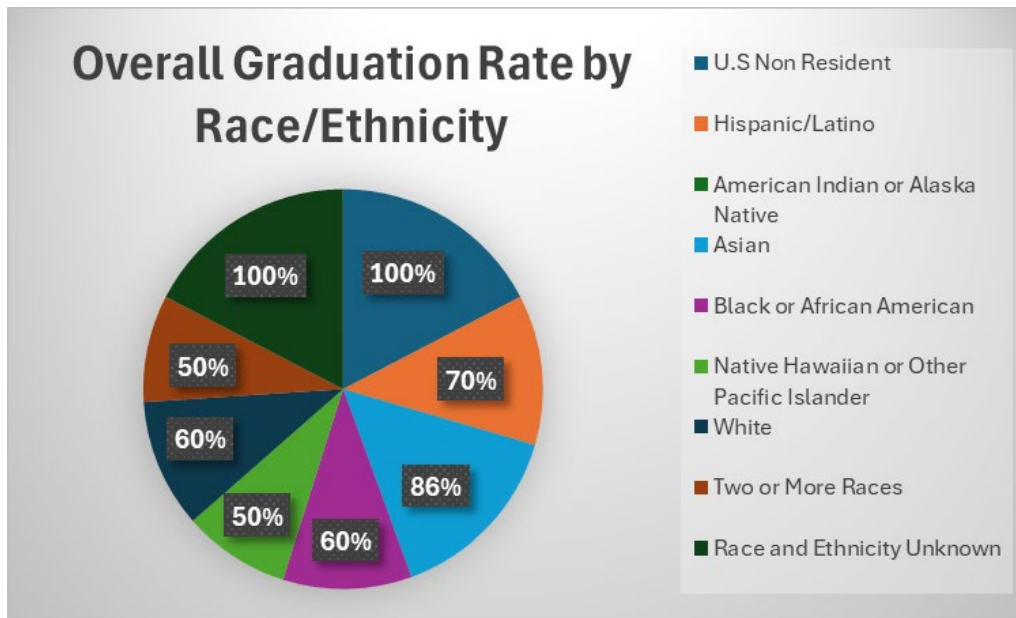
These rates represent full-time, first-time students who began in 2021-22 and graduated within 150% of 'normal time'.

Overall Graduation Rate by Gender



Overall Graduation Rate by Race/Ethnicity

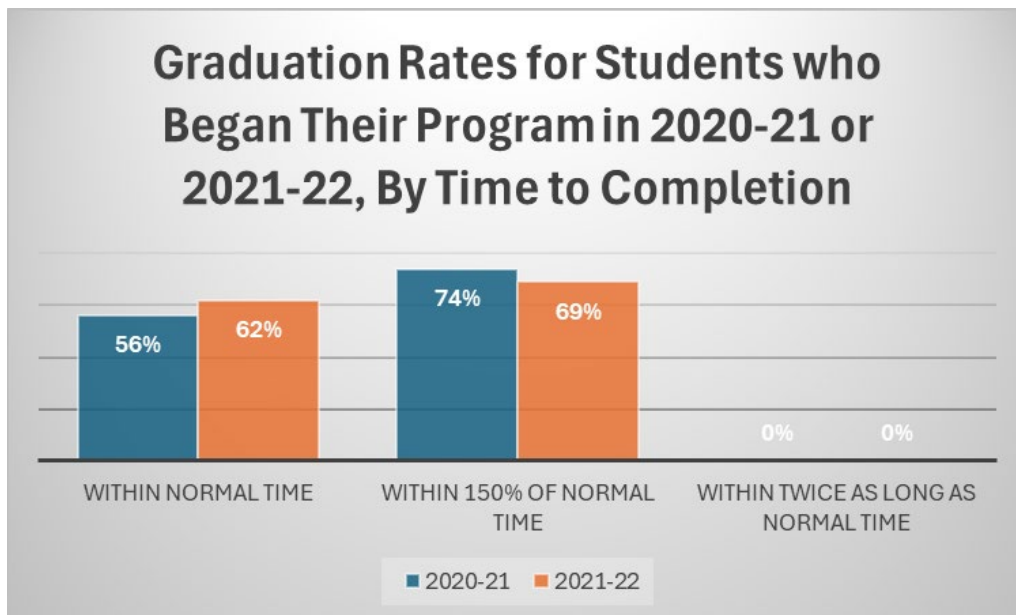
Percentage of Full-Time, First-Time student who began their studies in 2021-22 and graduated within 150% of "Normal Time" to completion for their program.



Graduation Rates by Time to Completion

Graduation rates can be measured over different lengths of time. 'Normal time' is the typical amount of time it takes full-time students to complete their program. For example, a 2-year associate's degree has a 'normal time' of 2 years. Other measures include 150% (3 years) and 200% (4 years) of the normal time.

Percentage of Full-Time, First-Time students who graduated in the specific amount of time.





Grant and Loan Recipients (Title IV Recipients):

2022-23: Pell Grant – 69.3% Subsidized Stafford Loans (No Pell) – 15.9% Other (No Pell or Sub Stafford) – 11.6%

2023-24: Pell Grant – 61.2% Subsidized Stafford Loans (No Pell) – 22.3% Other (No Pell or Sub Stafford) - 11.7%

Disclaimer:

The information currently displayed on the College Navigator website may not reflect the most recent or accurate data submitted to the Integrated Postsecondary Education Data System (IPEDS), as updates may still be pending processing or publication by the U.S. Department of Education. However, the data provided in this publication is accurate and reflects the most current information available at the time of release.

For the most up-to-date information, please visit the official College Navigator website:

<https://nces.ed.gov/collegenavigator/>. We encourage users to check back regularly for the latest updates.