



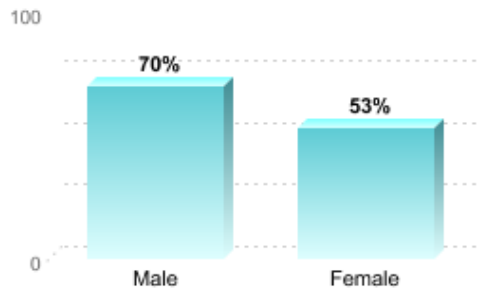
## Student-Right to Know Act

According to regulations published by the Department of Education based on the Student Right-to-Know Act, the Student Right-to-Know (SRTK) Graduation Rate is described as follows:

It is based upon students who entered as full-time, first-time freshmen and graduated within 150% of the length of their program. For example, associate degree-seeking freshmen, this 150% measure describes students graduating from a two-year program within three years.

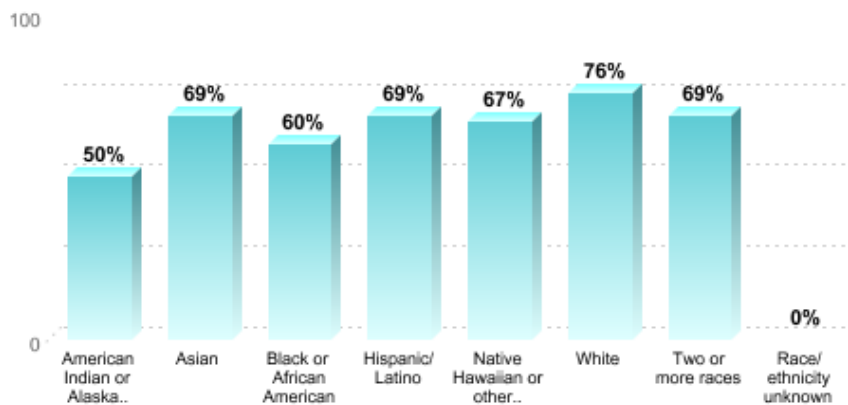
**These rates are the graduation/completion data from Spartan College of Aeronautics and Technology – Inglewood, California:**

**OVERALL GRADUATION RATE BY GENDER**



Percentage of Full-time, First-time Students Who Began Their Studies in 2020-21 and Graduated Within 150% of "Normal Time" to Completion for Their Program

**OVERALL GRADUATION RATE BY RACE/ETHNICITY**

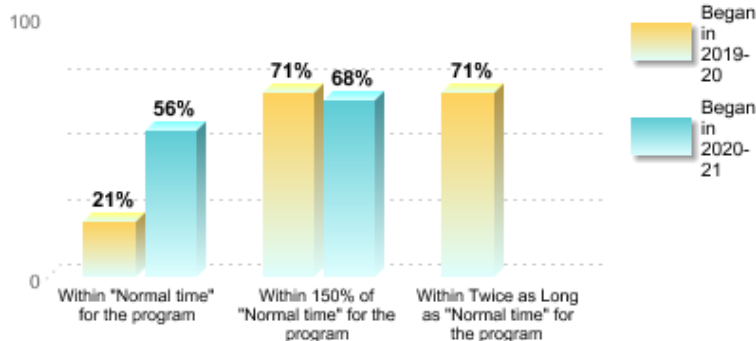


Percentage of Full-time, First-time Students Who Began Their Studies in 2020-21 and Graduated Within 150% of "Normal Time" to Completion for Their Program

**GRADUATION RATES BY TIME TO COMPLETION**

Graduation rates can be measured over different lengths of time. "Normal time" is the typical amount of time it takes full-time students to complete their program. For example, the "normal" amount of time for many associate's degree programs is 2 years. Not all students complete within the normal time, so graduation rates are measured by other lengths of time as well, including "150% of normal time" (e.g., 3 years for a 2-year program) and "200% of normal time," or twice as long as the normal time (e.g., 4 years for a 2-year program).

**GRADUATION RATES FOR STUDENTS WHO BEGAN THEIR PROGRAM IN 2019-20 OR 2020-21, BY TIME TO COMPLETION**



Percentage of Full-time, First-time Students Who Graduated in the Specified Amount of Time

**Grant and Loan Recipients (Title IV Recipients):**

**2020-21:** Pell Grant – 66.5%    Subsidized Stafford Loans (No Pell) – 19.3%    Other (No Pell or Sub Stafford) – 14.2%  
**2021-22:** Pell Grant – 66.8%    Subsidized Stafford Loans (No Pell) – 21.7%    Other (No Pell or Sub Stafford) – 11.5%