

Student-Right to Know Act

According to regulations published by the Department of Education based on the Student Right-to-Know Act, the Student Right-to-Know (SRTK) Graduation Rate is described as follows:

It is based upon students who entered as full-time, first-time freshmen and graduated within 150% of the length of their program. For example, associate degree-seeking freshmen, this 150% measure describes students graduating from a two-year program within three years.

These rates are the graduation/completion data from Spartan College of Aeronautics and Technology – Tulsa, Oklahoma:

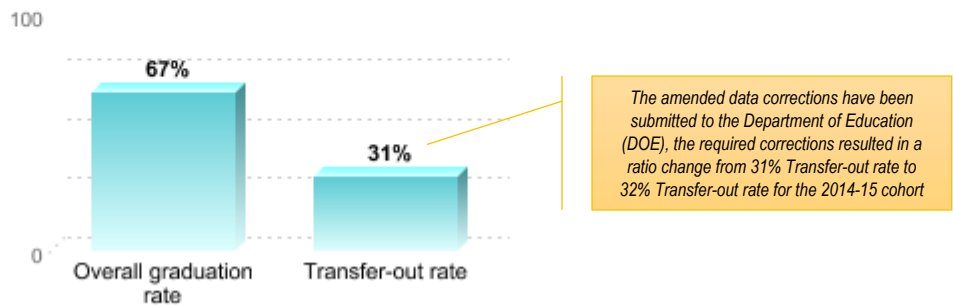
OVERALL GRADUATION RATE AND TRANSFER-OUT RATE

The overall graduation rate is also known as the "Student Right to Know" or IPEDS graduation rate. It tracks the progress of students who began their studies as full-time, first-time degree- or certificate-seeking students to see if they complete a degree or other award such as a certificate within 150% of "normal time" for completing the program in which they are enrolled.

Some institutions also report a transfer-out rate, which is the percentage of the full-time, first-time students who transferred to another institution.

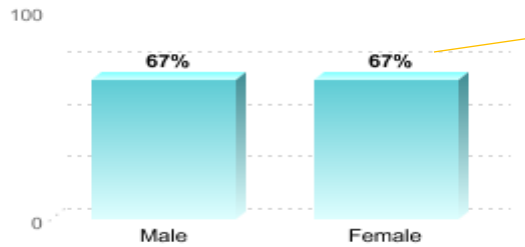
Note that not all students at the institution are tracked for these rates. Students who have already attended another postsecondary institution, or who began their studies on a part-time basis, are not tracked for this rate.

OVERALL GRADUATION AND TRANSFER-OUT RATES FOR STUDENTS WHO BEGAN THEIR STUDIES IN 2014-15



Percentage of Full-time, First-Time Students Who Graduated or Transferred Out Within 150% of "Normal Time" to Completion for Their Program

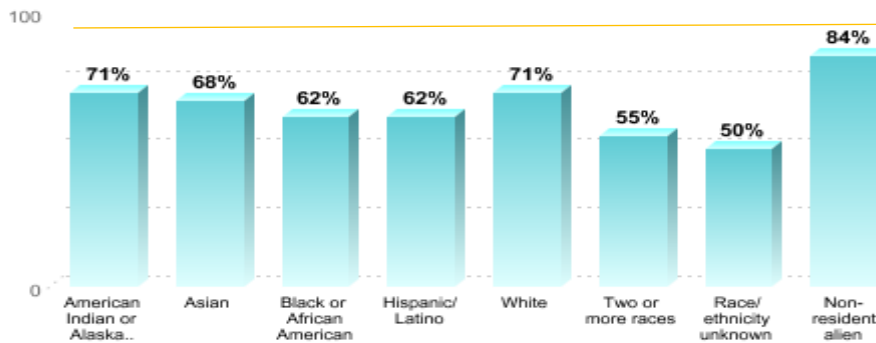
OVERALL GRADUATION RATE BY GENDER



The amended data corrections have been submitted to the Department of Education (DOE), the required corrections resulted in a ratio change from 67% Female to 68% Female for the 2014-15 cohort

Percentage of Full-time, First-time Students Who Began Their Studies in 2014-15 and Graduated Within 150% of "Normal Time" to Completion for Their Program

OVERALL GRADUATION RATE BY RACE/ETHNICITY



The amended data corrections have been submitted to the Department of Education (DOE), the required corrections resulted in the following changes for the 2014-15 cohort.

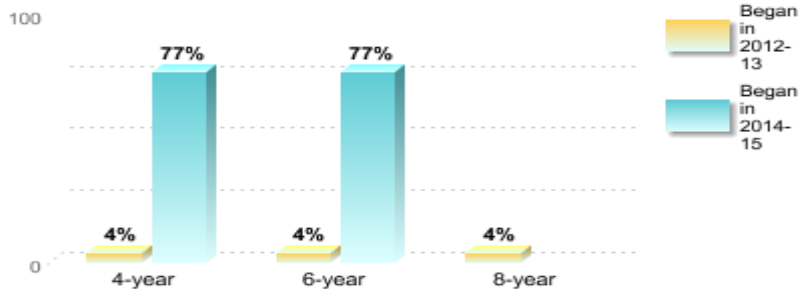
- American Indian/Alaska: 100%
- Asian: 0%
- Black African American: 80%
- Hispanic: 88%
- White: 71%
- Two or More: 100%
- Unknown: 0%
- Non-Resident: 100%

Percentage of Full-time, First-time Students Who Began Their Studies in 2014-15 and Graduated Within 150% of "Normal Time" to Completion for Their Program

BACHELOR'S DEGREE GRADUATION RATES

Bachelor's degree graduation rates measure the percentage of entering students beginning their studies full-time and seeking a bachelor's degree, who earn a bachelor's degree within a specified amount of time. At this institution, 5 percent of the overall cohort were pursuing bachelor's degrees in 2014.

GRADUATION RATES FOR STUDENTS PURSUING BACHELOR'S DEGREES



Percentage of Full-time, First-time Students Who Graduated in the Specified Amount of Time

Note: The above dataset may have required additional adjustments, the college inaccurately reported some duplicated student statistics that did require changes to the above calculated ratios. The college has submitted data corrections to the Department of Education (DOE), all updates are reflected within this amended document.

Grant and Loan Recipients (2018-19 Title IV Recipients):

Pell Grant – 76.3% Subsidized Stafford Loans (No Pell) – 18.9% Other (No Pell or Sub Stafford) – 4.8%