

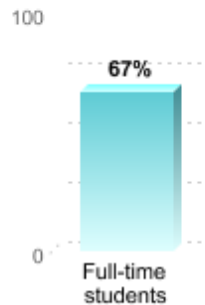
Student-Right to Know Act

According to regulations published by the Department of Education based on the Student Right-to-Know Act, the Student Right-to-Know (SRTK) Graduation Rate is described as follows:

It is based upon students who entered as full-time, first-time freshmen and graduated within 150% of the length of their program. For example, associate degree-seeking freshmen, this 150% measure describes students graduating from a two-year program within three years.

These rates are the graduation/completion data from Spartan College of Aeronautics and Technology – Riverside, California:

RETENTION RATES FOR FIRST-TIME STUDENTS



Percentage of Students Who Began Their Studies in Fall 2018 and Returned in Fall 2019

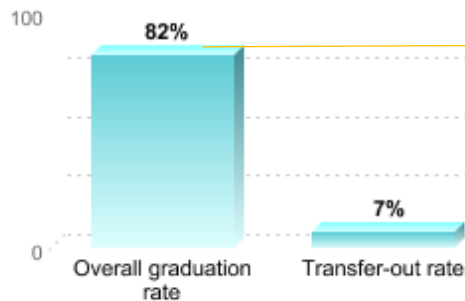
OVERALL GRADUATION RATE AND TRANSFER-OUT RATE

The overall graduation rate is also known as the "Student Right to Know" or IPEDS graduation rate. It tracks the progress of students who began their studies as full-time, first-time degree- or certificate-seeking students to see if they complete a degree or other award such as a certificate within 150% of "normal time" for completing the program in which they are enrolled.

Some institutions also report a transfer-out rate, which is the percentage of the full-time, first-time students who transferred to another institution.

Note that not all students at the institution are tracked for these rates. Students who have already attended another postsecondary institution, or who began their studies on a part-time basis, are not tracked for this rate.

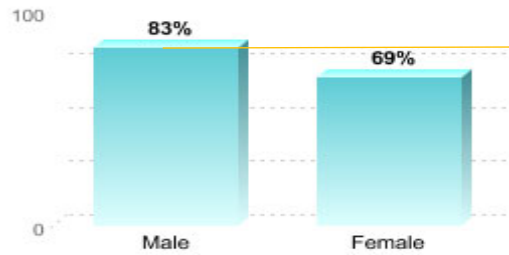
OVERALL GRADUATION AND TRANSFER-OUT RATES FOR STUDENTS WHO BEGAN THEIR STUDIES IN 2017-18



The amended data corrections have been submitted to the Department of Education (DOE), the required corrections resulted in a ratio change from 82% Overall rate to 78% Overall rate and a change from 7% Transfer-out rate to 18% Transfer-out rate for the 2017-18 cohort

Percentage of Full-time, First-Time Students Who Graduated or Transferred Out Within 150% of "Normal Time" to Completion for Their Program

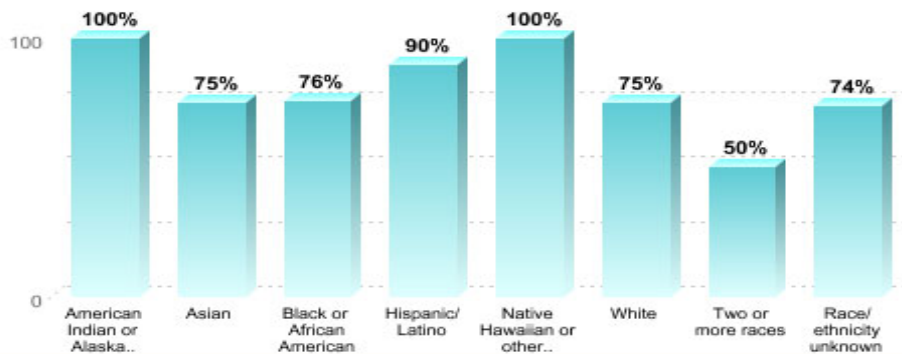
OVERALL GRADUATION RATE BY GENDER



The amended data corrections have been submitted to the Department of Education (DOE), the required corrections resulted in a ratio change from 83% Male to 80% Male and corrections resulting in a ratio change from 69% Female to 62% Female for the 2017-18 cohort

Percentage of Full-time, First-time Students Who Began Their Studies in 2017-18 and Graduated Within 150% of "Normal Time" to Completion for Their Program

OVERALL GRADUATION RATE BY RACE/ETHNICITY

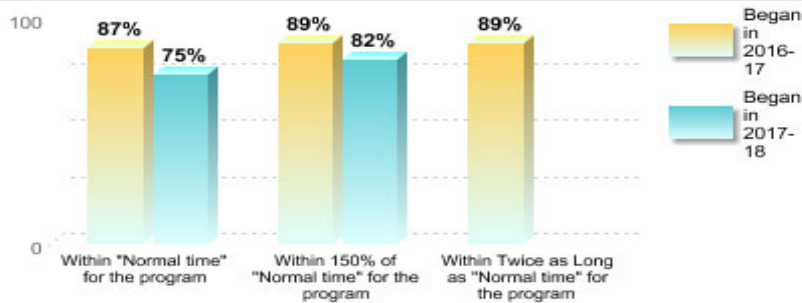


Percentage of Full-time, First-time Students Who Began Their Studies in 2017-18 and Graduated Within 150% of "Normal Time" to Completion for Their Program

GRADUATION RATES BY TIME TO COMPLETION

Graduation rates can be measured over different lengths of time. "Normal time" is the typical amount of time it takes full-time students to complete their program. For example, the "normal" amount of time for many associate's degree programs is 2 years. Not all students complete within the normal time, so graduation rates are measured by other lengths of time as well, including "150% of normal time" (e.g., 3 years for a 2-year program) and "200% of normal time," or twice as long as the normal time (e.g., 4 years for a 2-year program).

GRADUATION RATES FOR STUDENTS WHO BEGAN THEIR PROGRAM IN 2016-17 OR 2017-18, BY TIME TO COMPLETION



Percentage of Full-time, First-time Students Who Graduated in the Specified Amount of Time

Note: The above dataset may have required additional adjustments, the college inaccurately reported some duplicated student statistics that did require changes to the above calculated ratios. The college has submitted data corrections to the Department of Education (DOE), all updates are reflected within this amended document.

Grant and Loan Recipients (2018-19 Title IV Recipients):

Pell Grant – 85.7% Subsidized Stafford Loans (No Pell) – 10.8% Other (No Pell or Sub Stafford) – 3.4%