

## Student-Right to Know Act

According to regulations published by the Department of Education based on the Student Right-to-Know Act, the Student Right-to-Know (SRTK) Graduation Rate is described as follows:

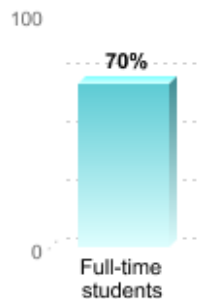
It is based upon students who entered as full-time, first-time freshmen and graduated within 150% of the length of their program. For example, associate degree-seeking freshmen, this 150% measure describes students graduating from a two-year program within three years.

**These rates are the graduation/completion data from Spartan College of Aeronautics and Technology – Denver, Colorado:**

### FIRST-TO-SECOND YEAR RETENTION RATES

Retention rates measure the percentage of first-time students who return to the institution to continue their studies the following fall.

#### RETENTION RATES FOR FIRST-TIME STUDENTS



Percentage of Students Who Began Their Studies in Fall 2018 and Returned in Fall 2019

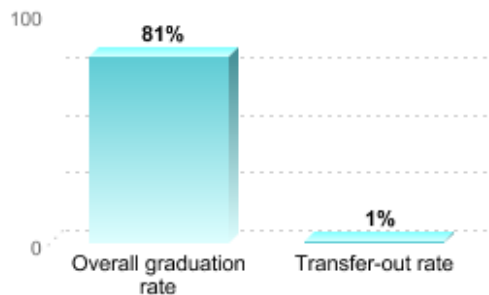
### OVERALL GRADUATION RATE AND TRANSFER-OUT RATE

The overall graduation rate is also known as the "Student Right to Know" or IPEDS graduation rate. It tracks the progress of students who began their studies as full-time, first-time degree- or certificate-seeking students to see if they complete a degree or other award such as a certificate within 150% of "normal time" for completing the program in which they are enrolled.

Some institutions also report a transfer-out rate, which is the percentage of the full-time, first-time students who transferred to another institution.

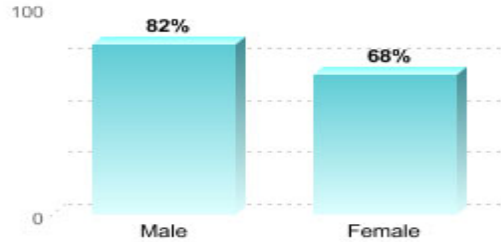
Note that not all students at the institution are tracked for these rates. Students who have already attended another postsecondary institution, or who began their studies on a part-time basis, are not tracked for this rate.

#### OVERALL GRADUATION AND TRANSFER-OUT RATES FOR STUDENTS WHO BEGAN THEIR STUDIES IN 2017-18



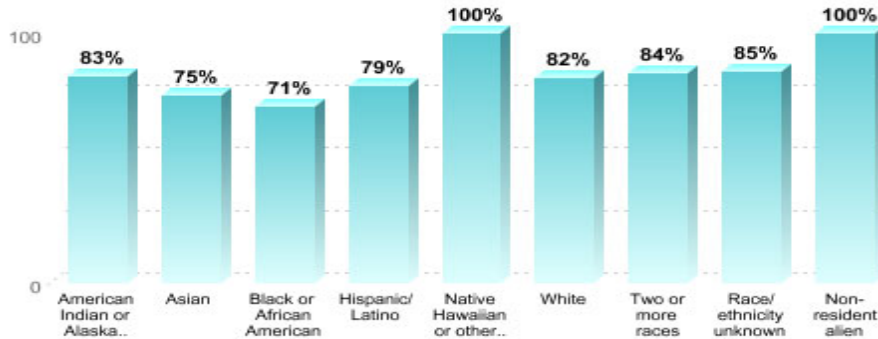
Percentage of Full-time, First-Time Students Who Graduated or Transferred Out Within 150% of "Normal Time" to Completion for Their Program

**OVERALL GRADUATION RATE BY GENDER**



Percentage of Full-time, First-time Students Who Began Their Studies in 2017-18 and Graduated Within 150% of "Normal Time" to Completion for Their Program

**OVERALL GRADUATION RATE BY RACE/ETHNICITY**

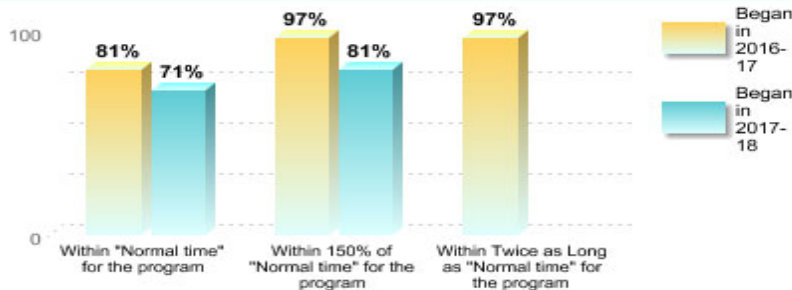


Percentage of Full-time, First-time Students Who Began Their Studies in 2017-18 and Graduated Within 150% of "Normal Time" to Completion for Their Program

**GRADUATION RATES BY TIME TO COMPLETION**

Graduation rates can be measured over different lengths of time. "Normal time" is the typical amount of time it takes full-time students to complete their program. For example, the "normal" amount of time for many associate's degree programs is 2 years. Not all students complete within the normal time, so graduation rates are measured by other lengths of time as well, including "150% of normal time" (e.g., 3 years for a 2-year program) and "200% of normal time," or twice as long as the normal time (e.g., 4 years for a 2-year program).

**GRADUATION RATES FOR STUDENTS WHO BEGAN THEIR PROGRAM IN 2016-17 OR 2017-18, BY TIME TO COMPLETION**



Percentage of Full-time, First-time Students Who Graduated in the Specified Amount of Time

**Note:** The above dataset may require additional adjustments, the college inaccurately reported some duplicated student statistics that may require changes to the above calculated ratios. The college will be submitting data corrections and as soon as the Department of Education acknowledges the corrections, this document will be amended.

**Grant and Loan Recipients (2019-20 Title IV Recipients):**

Pell Grant – 60.7%      Subsidized Stafford Loans (No Pell) – 25.0%      Other (No Pell or Sub Stafford) – 14.3%