

Student-Right to Know Act

According to regulations published by the Department of Education based on the Student Right-to-Know Act, the Student Right-to-Know (SRTK) Graduation Rate is described as follows:

It is based upon students who entered as full-time, first-time freshmen and graduated within 150% of the length of their program. For example, associate degree-seeking freshmen, this 150% measure describes students graduating from a two-year program within three years.

These rates are the graduation/completion data from Spartan College of Aeronautics and Technology – Tulsa, Oklahoma:

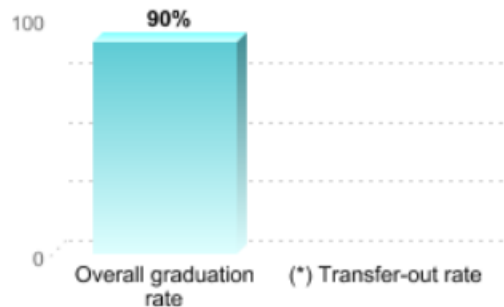
OVERALL GRADUATION RATE AND TRANSFER-OUT RATE

The overall graduation rate is also known as the "Student Right to Know" or IPEDS graduation rate. It tracks the progress of students who began their studies as **full-time, first-time degree- or certificate-seeking students** to see if they complete a degree or other award such as a certificate within 150% of "normal time" for completing the program in which they are enrolled.

Some institutions also report a transfer-out rate, which is the percentage of the full-time, first-time students who transferred to another institution.

Note that not all students at the institution are tracked for these rates. Students who have already attended another postsecondary institution, or who began their studies on a part-time basis, are not tracked for this rate.

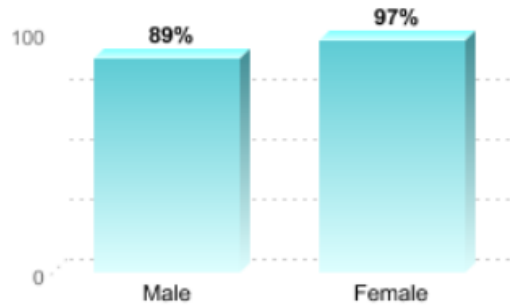
OVERALL GRADUATION AND TRANSFER-OUT RATES FOR STUDENTS WHO BEGAN THEIR STUDIES IN 2013-14



Percentage of Full-time, First-Time Students Who Graduated or Transferred Out Within 150% of "Normal Time" to Completion for Their Program

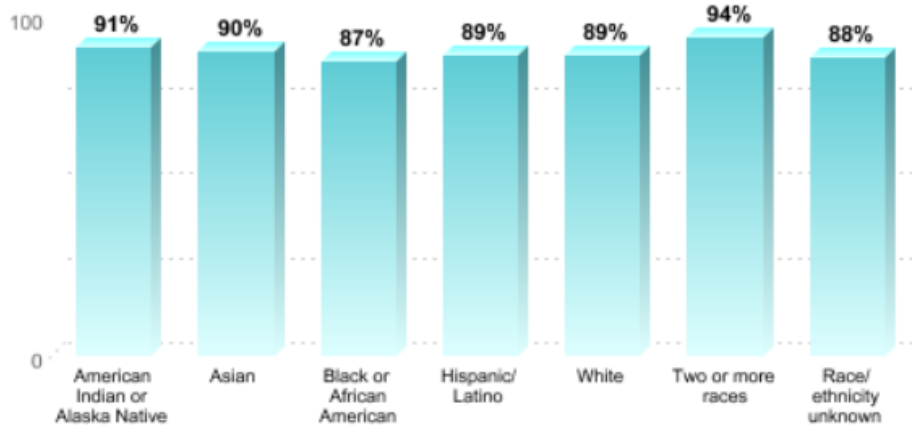
- (*) Not all institutions report transfer-out rates.

OVERALL GRADUATION RATE BY GENDER



Percentage of Full-time, First-time Students Who Began Their Studies in 2013-14 and Graduated Within 150% of "Normal Time" to Completion for Their Program

OVERALL GRADUATION RATE BY RACE/ETHNICITY



Percentage of Full-time, First-time Students Who Began Their Studies in 2013-14 and Graduated Within 150% of "Normal Time" to Completion for Their Program

Grant and Loan Recipients (2018-19 Title IV Recipients):

Pell Grant – 82.4% Subsidized Stafford Loans (No Pell) – 16.0% Other (No Pell or Sub Stafford) – 1.6%